

Sept. 2021

September Reporting School POA Assessment Results
Kindergarten Grade One

Supervisory Union:
School:
Year:

Total # K Students
Total # K Classrooms

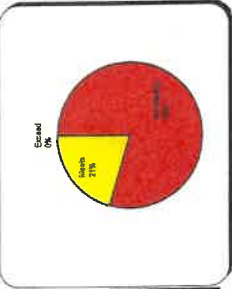
Total # of Grade 1 Students

Total # of Grade 1 Classes

Writing Vocabulary

Standards	Meets	Exceed
0-2	27	7
3-7	7	0
8+	0	0

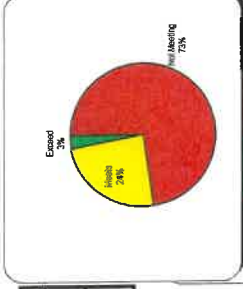
79% 21%



Sentence Dictation

Standards	Meets	Exceed
0-2	24	8
3-9	8	1
10-37	1	0

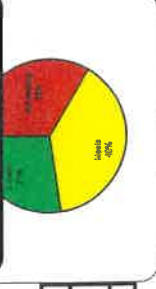
71% 24% 3%



Concepts about Print

Standards	Meets	Exceed
0-4	11	13
5-8	13	9
9-24	9	0

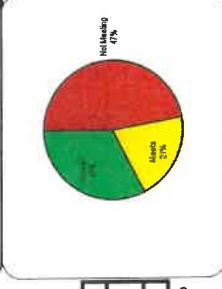
500%



Letter ID

Standards	Meets	Exceed
0-9	16	7
10-28	7	11
29-54	11	0

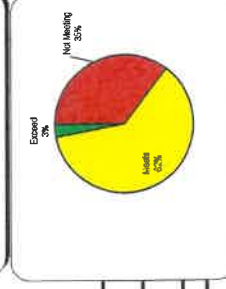
47% 21% 32%



Word Test

Standards	Meets	Exceed
0	12	21
1-9	21	1
10-35	1	0

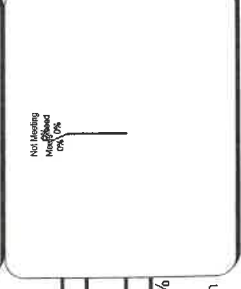
35% 62%



Text *

Standards	Meets	Exceed
0	0	0
1-9	0	0
10-35	0	0

0% 0% 0%

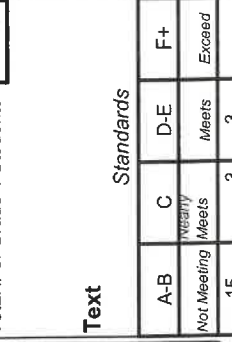


* Start to determine school benchmarks and baselines for your entering Kindergarten students in September.

Text

Standards	Meets	Exceed
A-B	15	3
C	3	3
D-E	3	0
F+	0	0

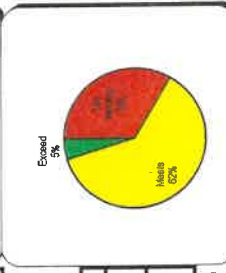
71% 14% 14% 0%



Writing Vocabulary

Standards	Meets	Exceed
0-9	7	13
10-27	13	1
28+	1	0

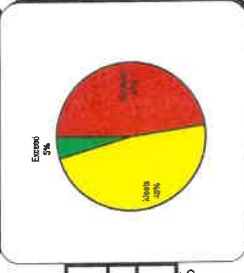
33% 62% 5%



Sentence Dictation

Standards	Meets	Exceed
1-22	10	10
23-34	10	1
35-37	1	0

48% 5%



Grade Two

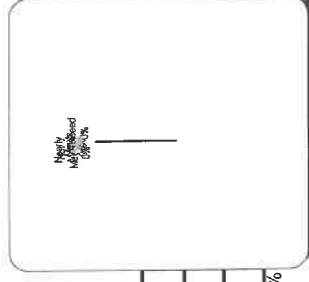
Total # of Grade Two Students

Total # of Grade Two Classes

Text Level

Standards	Meets	Exceed
A-H	0	0
I	0	0
J-K	0	0
L+	0	0

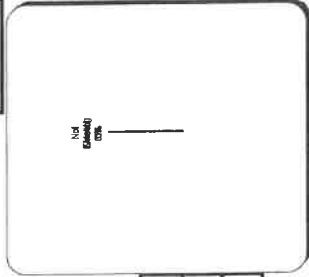
0% 0% 0% 0%



Dictated Paragraph

Standards	Meets	Exceed
0-58	0	0
59-67	0	0
68+	0	0

0% 0% 0%



2021 – 2022 Local Assessment Results (STAR Reading & STAR Math)

Grade	FALL				Winter				Spring			
	Numbers & Grade Level	STAR READING	STAR MATH	Numbers & Grade Level	STAR READING	STAR MATH	Numbers & Grade Level	STAR READING	STAR MATH	Numbers & Grade Level	STAR READING	STAR MATH
3	Number of Students ABOVE Grade Level	2:19 (11%)	1:19 (6%)	Number of Students ABOVE Grade Level			Number of Students ABOVE Grade Level			Number of Students ABOVE Grade Level		
	Number of Students ON Grade Level	5:19 (26%)	9:19 (47%)	Number of Students ON Grade Level			Number of Students ON Grade Level			Number of Students ON Grade Level		
	Number of Students BELOW Grade Level	12:19 (63%)	9:19 (47%)	Number of Students BELOW Grade Level			Number of Students BELOW Grade Level			Number of Students BELOW Grade Level		
	Average Grade Level	2.4	3.0	Average Grade Level			Average Grade Level			Average Grade Level		

Grade	FALL				Winter				Spring			
	Numbers & Grade Level	STAR READING	STAR MATH	Numbers & Grade Level	STAR READING	STAR MATH	Numbers & Grade Level	STAR READING	STAR MATH	Numbers & Grade Level	STAR READING	STAR MATH
4	Number of Students ABOVE Grade Level	2:26 (8%)	0:26 (0%)	Number of Students ABOVE Grade Level			Number of Students ABOVE Grade Level			Number of Students ABOVE Grade Level		
	Number of Students ON Grade Level	7:26 (27%)	5:26 (19%)	Number of Students ON Grade Level			Number of Students ON Grade Level			Number of Students ON Grade Level		
	Number of Students BELOW Grade Level	17:26 (65%)	21:26 (81%)	Number of Students BELOW Grade Level			Number of Students BELOW Grade Level			Number of Students BELOW Grade Level		
	Average Grade Level	2.9	3.4	Average Grade Level			Average Grade Level			Average Grade Level		

Grade	FALL			Winter			Spring		
	Numbers & Grade Level	STAR READING	STAR MATH	Numbers & Grade Level	STAR READING	STAR MATH	Numbers & Grade Level	STAR READING	STAR MATH
5	Number of Students ABOVE Grade Level	4:28 (14%)	5:28 (18%)	Number of Students ABOVE Grade Level			Number of Students ABOVE Grade Level		
	Number of Students ON Grade Level	6:28 (21%)	5:28 (18%)	Number of Students ON Grade Level			Number of Students ON Grade Level		
	Number of Students BELOW Grade Level	18:28 (65%)	18:28 (64%)	Number of Students BELOW Grade Level			Number of Students BELOW Grade Level		
	Average Grade Level	4.1	4.4	Average Grade Level			Average Grade Level		

Grade	FALL			Winter			Spring		
	Numbers & Grade Level	STAR READING	STAR MATH	Numbers & Grade Level	STAR READING	STAR MATH	Numbers & Grade Level	STAR READING	STAR MATH
6	Number of Students ABOVE Grade Level	4:21 (19%)	2:21 (10%)	Number of Students ABOVE Grade Level			Number of Students ABOVE Grade Level		
	Number of Students ON Grade Level	7:21 (33%)	3:21 (14%)	Number of Students ON Grade Level			Number of Students ON Grade Level		
	Number of Students BELOW Grade Level	10:21 (48%)	16:21 (76%)	Number of Students BELOW Grade Level			Number of Students BELOW Grade Level		
	Average Grade Level	5.7	4.6	Average Grade Level			Average Grade Level		

Grade	FALL			Winter			Spring		
	Numbers & Grade Level	STAR READING	STAR MATH	Numbers & Grade Level	STAR READING	STAR MATH	Numbers & Grade Level	STAR READING	STAR MATH
7	Number of Students ABOVE Grade Level	11:29 (38%)	10:29 (34% ⁰)	Number of Students ABOVE Grade Level			Number of Students ABOVE Grade Level		
	Number of Students ON Grade Level	3:29 (10%)	2:29 (7%)	Number of Students ON Grade Level			Number of Students ON Grade Level		
	Number of Students BELOW Grade Level	15:29 (52%)	17:29 (59%)	Number of Students BELOW Grade Level			Number of Students BELOW Grade Level		
	Average Grade Level	6.9	6.8	Average Grade Level			Average Grade Level		

Grade	FALL			Winter			Spring		
	Numbers & Grade Level	STAR READING	STAR MATH	Numbers & Grade Level	STAR READING	STAR MATH	Numbers & Grade Level	STAR READING	STAR MATH
8	Number of Students ABOVE Grade Level	5:26 (19%)	6:26 (23%)	Number of Students ABOVE Grade Level			Number of Students ABOVE Grade Level		
	Number of Students ON Grade Level	4:26 (15%)	3:26 (12%)	Number of Students ON Grade Level			Number of Students ON Grade Level		
	Number of Students BELOW Grade Level	17:26 (66%)	17:26 (65%)	Number of Students BELOW Grade Level			Number of Students BELOW Grade Level		
	Average Grade Level	6.2	8.0	Average Grade Level			Average Grade Level		

Grade	FALL			Winter			Spring		
	Numbers & Grade Level	STAR READING	STAR MATH	Numbers & Grade Level	STAR READING	STAR MATH	Numbers & Grade Level	STAR READING	STAR MATH
9	Number of Students ABOVE Grade Level	8:27 (30%)		Number of Students ABOVE Grade Level			Number of Students ABOVE Grade Level		
	Number of Students ON Grade Level	2:27 (7%)		Number of Students ON Grade Level			Number of Students ON Grade Level		
	Number of Students BELOW Grade Level	17:27 (63%)		Number of Students BELOW Grade Level			Number of Students BELOW Grade Level		
	Average Grade Level	7.0		Average Grade Level			Average Grade Level		

Grade	FALL			Winter			Spring		
	Numbers & Grade Level	STAR READING	STAR MATH	Numbers & Grade Level	STAR READING	STAR MATH	Numbers & Grade Level	STAR READING	STAR MATH
10	Number of Students ABOVE Grade Level	Unable To Test Due To Technical Issues Between I.C. and STAR Reading		Number of Students ABOVE Grade Level			Number of Students ABOVE Grade Level		
	Number of Students ON Grade Level			Number of Students ON Grade Level			Number of Students ON Grade Level		
	Number of Students BELOW Grade Level			Number of Students BELOW Grade Level			Number of Students BELOW Grade Level		
	Average Grade Level			Average Grade Level			Average Grade Level		