

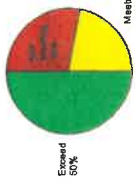
May 20-21

### Kindergarten

Total # K Students 18  
Total # K Classrooms 2

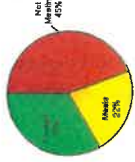
#### Writing Vocabulary

Standards	Meets	Exceed
0-11	4	9
Meets	1%	22%
Exceed	50%	



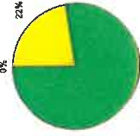
#### Sentence Dictation

Standards	Meets	Exceed
0-22	8	6
Meets	45%	
Exceed	28%	



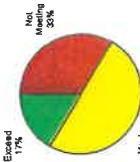
#### Concepts about Print

Standards	Meets	Exceed
0-11	4	14
Meets	0%	
Exceed	78%	



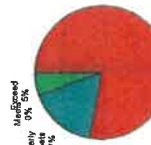
#### Letter ID

Standards	Meets	Exceed
0-45	6	3
Meets	17%	
Exceed	5%	



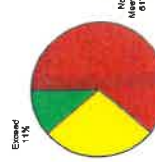
#### Text

Standards	Meets	Exceed
A-B	3	1
Meets	78%	
Exceed	17%	



#### Word Test

Standards	Meets	Exceed
0-17	5	2
Meets	61%	
Exceed	28%	

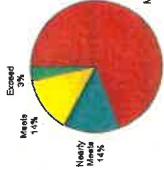


### Grade One

Total # of Grade 1 Students 29

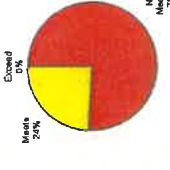
#### Text

Standards	Meets	Exceed
A-H	4	1
Meets	14%	
Exceed	14%	



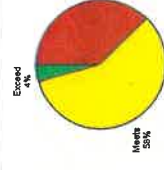
#### Writing Vocabulary

Standards	Meets	Exceed
0-43	7	0
Meets	24%	
Exceed	0%	



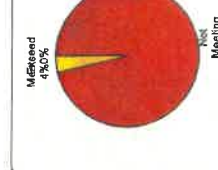
#### Sentence Dictation

Standards	Meets	Exceed
0-34	9	1
Meets	4%	
Exceed	38%	



#### Paragraph Write

Standards	Meets	Exceed
0-44	26	0
Meets	90%	
Exceed	3%	

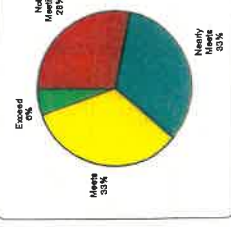


### Grade Two

Total # of Grade Two Students 18

#### Text Level

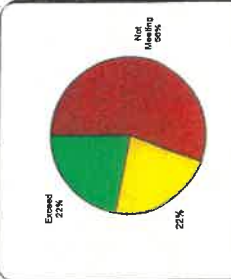
Standards	Meets	Exceed
A-K	6	1
Meets	28%	
Exceed	33%	



Total # of Grade Two Classes 2

#### Dictated Paragraph

Standards	Meets	Exceed
0-79	10	4
Meets	22%	
Exceed	22%	



2020 – 2021 Local Assessment Results (STAR Reading & STAR Math)

Grade	FALL			Winter			Spring		
	Numbers & Grade Level	STAR READING	STAR MATH	Numbers & Grade Level	STAR READING	STAR MATH	Numbers & Grade Level	STAR READING	STAR MATH
3	Number of Students ABOVE Grade Level	0:23 (0%)	0:27 (0%)	Number of Students ABOVE Grade Level	2:27 (7%)	5:27 (19%)	Number of Students ABOVE Grade Level	7:27 (26%)	6:27 (22%)
	Number of Students ON Grade Level	3:23 (13%)	3:27 (11%)	Number of Students ON Grade Level	9:27 (33%)	13:27 (48%)	Number of Students ON Grade Level	6:27 (22%)	12:27 (45%)
	Number of Students BELOW Grade Level	20:23 (87%)	24:27 (89%)	Number of Students BELOW Grade Level	16:27 (60%)	9:27 (33%)	Number of Students BELOW Grade Level	14:27 (52%)	9:27 (33%)
	Average Grade Level	2.2	2.4	Average Grade Level	2.7	3.3	Average Grade Level	2.6	3.5
	Winter 2019-2020 Grade 2	N/A	N/A	Fall 2020	2.2 +0.5	2.4 +0.9	Winter 2021:	2.7 -0.1	3.3 +0.2

Grade	FALL			Winter			Spring		
	Numbers & Grade Level	STAR READING	STAR MATH	Numbers & Grade Level	STAR READING	STAR MATH	Numbers & Grade Level	STAR READING	STAR MATH
4	Number of Students ABOVE Grade Level	3:24 (13%)	2:24 (8%)	Number of Students ABOVE Grade Level	3:25 (12%)	6:25 (24%)	Number of Students ABOVE Grade Level	6:25 (24%)	9:25 (36%)
	Number of Students ON Grade Level	3:24 (13%)	7:24 (29%)	Number of Students ON Grade Level	7:25 (28%)	6:25 (24%)	Number of Students ON Grade Level	5:25 (20%)	5:25 (20%)
	Number of Students BELOW Grade Level	18:24 (74%)	15:24 (63%)	Number of Students BELOW Grade Level	15:25 (60%)	13:25 (52%)	Number of Students BELOW Grade Level	14:25 (56%)	11:25 (44%)
	Average Grade Level	2.9	3.4	Average Grade Level	3.2	3.9	Average Grade Level	3.3	4.2
	Winter 2019-2020 Grade 3	2.9	3.6	Fall 2020	2.9 +0.3	3.4 +0.5	Winter 2021:	3.2 +0.1	3.9 +0.3

Grade	FALL			Winter			Spring		
	Numbers & Grade Level	STAR READING	STAR MATH	Numbers & Grade Level	STAR READING	STAR MATH	Numbers & Grade Level	STAR READING	STAR MATH
5	Number of Students ABOVE Grade Level	5:22 (23%)	3:21 (14%)	Number of Students ABOVE Grade Level	5:24 (21%)	5:24 (21%)	Number of Students ABOVE Grade Level	6:23 (26%)	2:21 (9%)
	Number of Students ON Grade Level	2:22 (9%)	0:21 (0%)	Number of Students ON Grade Level	8:24 (33%)	4:24 (16%)	Number of Students ON Grade Level	4:23 (17%)	2:21 (9%)
	Number of Students BELOW Grade Level	15:22 (68%)	18:21 (86%)	Number of Students BELOW Grade Level	11:24 (46%)	15:24 (63%)	Number of Students BELOW Grade Level	13:23 (57%)	17:21 (82%)
	Average Grade Level	4.6	3.9	Average Grade Level	5.2	4.5	Average Grade Level	5.2	4.2
	Winter 2019-2020 Grade 4	4.4	4.2	Fall 2020	4.6 +0.6	3.9 +0.6	Winter 2021:	5.2 0.0	4.5 -0.3

Grade	FALL			Winter			Spring		
	Numbers & Grade Level	STAR READING	STAR MATH	Numbers & Grade Level	STAR READING	STAR MATH	Numbers & Grade Level	STAR READING	STAR MATH
6	Number of Students ABOVE Grade Level	8:28 (29%)	7:29 (24%)	Number of Students ABOVE Grade Level	11:28 (39%)	10:29 (34%)	Number of Students ABOVE Grade Level	14:29 (48%)	12:31 (39%)
	Number of Students ON Grade Level	6:28 (21%)	7:29 (24%)	Number of Students ON Grade Level	6:28 (22%)	5:29 (17%)	Number of Students ON Grade Level	6:29 (21%)	8:31 (26%)
	Number of Students BELOW Grade Level	14:28 (50%)	15:29 (52%)	Number of Students BELOW Grade Level	11:28 (39%)	14:29 (48%)	Number of Students BELOW Grade Level	9:29 (31%)	11:31 (35%)
	Average Grade Level	6.0	5.9	Average Grade Level	6.5	6.1	Average Grade Level	6.9	6.4
	Winter 2019-2020 Grade 5	5.8	5.7	Fall 2020	6.0 +0.5	5.9 +0.2	Winter 2021:	6.5 +0.4	6.1 +0.3

Grade	FALL				Winter			Spring		
	Numbers & Grade Level	STAR READING	STAR MATH	Numbers & Grade Level	STAR READING	STAR MATH	Numbers & Grade Level	STAR READING	STAR MATH	
7	Number of Students ABOVE Grade Level	7:24 (29%)	6:25 (24%)	Number of Students ABOVE Grade Level	7:25 (28%)	8:25 (32%)	Number of Students ABOVE Grade Level	10:25 (40%)	9:25 (36%)	
	Number of Students ON Grade Level	2:24 (8%)	2:25 (8%)	Number of Students ON Grade Level	4:25 (16%)	4:25 (16%)	Number of Students ON Grade Level	1:25 (4%)	3:25 (12%)	
	Number of Students BELOW Grade Level	15:24 (63%)	17:25 (68%)	Number of Students BELOW Grade Level	14:25 (56%)	13:25 (52%)	Number of Students BELOW Grade Level	14:25 (56%)	13:25 (52%)	
	Average Grade Level	5.8	5.8	Average Grade Level	6.5	5.9	Average Grade Level	6.9	6.4	
	Winter 2019-2020 Grade 6	5.5	6.7	Fall 2020	5.8 +0.7	5.8 +0.1	Winter 2021:	6.5 +0.4	5.9 +0.5	
							Gain/Loss:			

Grade	FALL				Winter			Spring		
	Numbers & Grade Level	STAR READING	STAR MATH	Numbers & Grade Level	STAR READING	STAR MATH	Numbers & Grade Level	STAR READING	STAR MATH	
8	Number of Students ABOVE Grade Level	9:33 (27%)	9:33 (27%)	Number of Students ABOVE Grade Level	11:33 (33%)	15:33 (46%)	Number of Students ABOVE Grade Level	14:32 (45%)	13:31 (42%)	
	Number of Students ON Grade Level	1:33 (3%)	3:33 (10%)	Number of Students ON Grade Level	3:33 (10%)	2:33 (6%)	Number of Students ON Grade Level	3:32 (10%)	2:31 (6%)	
	Number of Students BELOW Grade Level	23:33 (70%)	21:33 (63%)	Number of Students BELOW Grade Level	19:33 (57%)	16:33 (48%)	Number of Students BELOW Grade Level	14:32 (45%)	16:31 (52%)	
	Average Grade Level	6.4	6.6	Average Grade Level	8.1	8.0	Average Grade Level	9.0	9.1	
	Winter 2019-2020 Grade 7	6.3	7.5	Fall 2020:	6.4 +1.7	6.6 +1.4	Winter 2021:	8.1 +0.9	8.0 +1.1	
							Gain/Loss:			

# Blue Mountain Union School's 2020-2021 ELA SBAC Scores

Test Grade	Student Count	Performance Distribution
3	27	<p>18:27 (67%) 8:27 (30%) 1:27 (4%)</p>
4	26	<p>12:26 (46%) 6:26 (23%) 2:26 (8%)</p>
5	22	<p>12:22 (55%) 2:22 (9%) 7:22 (32%) 1:22 (5%)</p>
6	26	<p>3:26 (12%) 16:26 (62%) 4:26 (15%) 3:26 (12%)</p>

# Blue Mountain Union School's 2020-2021 ELA SBAC Scores

Test Grade	Student Count	Performance Distribution
7	24	<p>Substantially Below Prof. 7:24 (29%)</p> <p>Partially Proficient 11:24 (46%)</p> <p>Proficient 3:24 (13%)</p> <p>Above Proficient 3:24 (13%)</p>
8	32	<p>Substantially Below Prof. 10:32 (31%)</p> <p>Partially Proficient 5:32 (16%)</p> <p>Proficient 12:32 (38%)</p> <p>Above Proficient 5:32 (16%)</p>
9	25	<p>Substantially Below Prof. 7:25 (28%)</p> <p>Partially Proficient 12:25 (48%)</p> <p>Proficient 6:25 (24%)</p> <p>Above Proficient 6:25 (24%)</p>



# Blue Mountain Union School's 2020-2021 MATH SBAC Scores

Test Grade	Student Count	Performance Distribution
3	27	<p>20:27 (74%) 7:27 (26%)</p>
4	26	<p>12:26 (46%) 9:26 (35%) 4:26 (15%) 1:26 (4%)</p>
5	22	<p>14:22 (64%) 6:22 (27%) 2:22 (9%)</p>
6	26	<p>9:26 (35%) 11:26 (42%) 3:26 (12%) 3:26 (12%)</p>

# Blue Mountain Union School's 2020-2021 MATH SBAC Scores

Test Grade	Student Count	Performance Distribution
7	24	<p>Substantially Below Prof.   Partially Proficient   Proficient   Above Proficient</p> <p>10:24 (42%)   8:24 (33%)   5:24 (21%)   1:24 (4%)</p>
8	32	<p>13:32 (41%)   12:32 (38%)   3:32 (9%)   4:32 (13%)</p>
9	25	<p>15:25 (60%)   9:25 (35%)   1:25 (4%)</p>