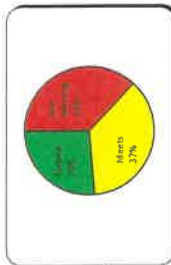


Kindergarten

Total # K Students	19
Total # K Classrooms	1

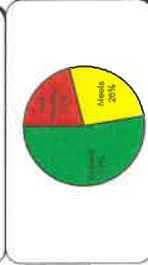
Writing Vocabulary

Standards	Meets	Exceed
0-7	7	5
8-11	7	5
12+	7	5
Students	37%	28%



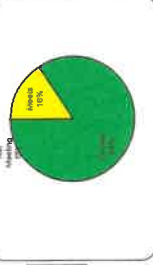
Sentence Dictation

Standards	Meets	Exceed
0-9	4	5
10-15	5	10
16-37	5	10
Students	21%	10%



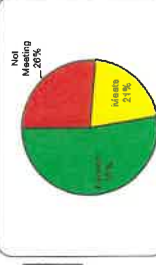
Concepts about Print

Standards	Meets	Exceed
0-8	0	3
9-11	3	16
12-24	3	16
Students	0%	84%



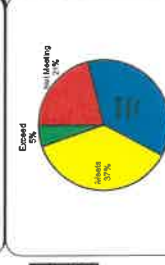
Letter ID

Standards	Meets	Exceed
0-28	5	4
29-45	4	10
46-54	4	10
Students	26%	53%



Text

Standards	Meets	Exceed
Below A	4	7
A	7	7
B	7	1
C+	7	1
Students	21%	1%



Word Test

Standards	Meets	Exceed
0-9	14	3
10-17	3	2
18-35	3	2
Students	74%	11%




Grade One

Total # of Grade 1 Students

Total # of Grade 1 Classes

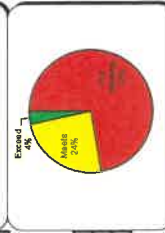
Text

Standards	Meets	Exceed
A-D	0	0
E	0	0
F	0	0
G+	0	0
Students	0%	0%



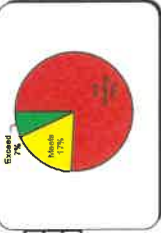
Writing Vocabulary

Standards	Meets	Exceed
0-30	21	7
31-52	7	1
53+	7	1
Students	72%	3%



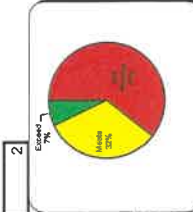
Sentence Dictation

Standards	Meets	Exceed
0-33	22	5
34-36	5	2
37	5	2
Students	76%	7%



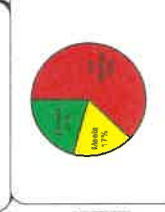
Concepts About Print

Standards	Meets	Exceed
0-16	17	9
17-20	9	2
21-24	9	2
Students	59%	31%



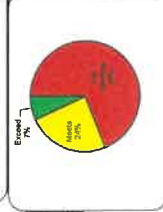
Letter ID

Standards	Meets	Exceed
0-52	18	5
53	5	6
54	5	6
Students	62%	21%



Ohio Word Test

Standards	Meets	Exceed
0-12	20	7
13-19	7	2
20	7	2
Students	69%	24%



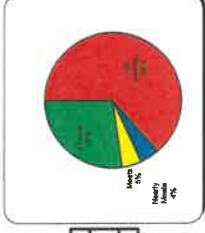
Grade Two

Total # of Grade Two Students

Total # of Grade Two Classes

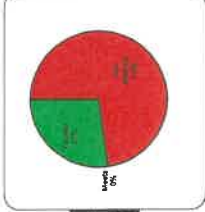
Text Level

Standards	Meets	Exceed
A-I	14	1
J	1	1
K	1	6
L+	1	6
Students	6%	6%



Dictated Paragraph

Standards	Meets	Exceed
0-16	16	6
17-20	6	2
21-24	6	2
Students	6%	6%



2020 – 2021 Local Assessment Results (STAR Reading & STAR Math)

Grade	FALL			Winter			Spring		
	Numbers & Grade Level	STAR READING	STAR MATH	Numbers & Grade Level	STAR READING	STAR MATH	Numbers & Grade Level	STAR READING	STAR MATH
3	Number of Students ABOVE Grade Level	0:23 (0%)	0:27 (0%)	Number of Students ABOVE Grade Level	2:27 (7%)	5:27 (19%)	Number of Students ABOVE Grade Level		
	Number of Students ON Grade Level	3:23 (13%)	3:27 (11%)	Number of Students ON Grade Level	9:27 (33%)	13:27 (48%)	Number of Students ON Grade Level		
	Number of Students BELOW Grade Level	20:23 (87%)	24:27 (89%)	Number of Students BELOW Grade Level	16:27 (60%)	9:27 (33%)	Number of Students BELOW Grade Level		
	Average Grade Level	2.2	2.4	Average Grade Level	2.7	3.3	Average Grade Level		
	Winter 2019-2020 Grade 2	N/A	N/A	Fall 2020	2.2	2.4			
					+0.5	+0.9			

Grade	FALL			Winter			Spring		
	Numbers & Grade Level	STAR READING	STAR MATH	Numbers & Grade Level	STAR READING	STAR MATH	Numbers & Grade Level	STAR READING	STAR MATH
4	Number of Students ABOVE Grade Level	3:24 (13%)	2:24 (8%)	Number of Students ABOVE Grade Level	3:25 (12%)	6:25 (24%)	Number of Students ABOVE Grade Level		
	Number of Students ON Grade Level	3:24 (13%)	7:24 (29%)	Number of Students ON Grade Level	7:25 (28%)	6:25 (24%)	Number of Students ON Grade Level		
	Number of Students BELOW Grade Level	18:24 (74%)	15:24 (63%)	Number of Students BELOW Grade Level	15:25 (60%)	13:25 (52%)	Number of Students BELOW Grade Level		
	Average Grade Level	2.9	3.4	Average Grade Level	3.2	3.9	Average Grade Level		
	Winter 2019-2020 Grade 3	2.9	3.6	Fall 2020	2.9	3.4			
					+0.3	+0.5			

Grade	FALL			Winter			Spring		
	Numbers & Grade Level	STAR READING	STAR MATH	Numbers & Grade Level	STAR READING	STAR MATH	Numbers & Grade Level	STAR READING	STAR MATH
5	Number of Students ABOVE Grade Level	5:22 (23%)	3:21 (14%)	Number of Students ABOVE Grade Level	5:24 (21%)	5:24 (21%)	Number of Students ABOVE Grade Level		
	Number of Students ON Grade Level	2:22 (9%)	0:21 (0%)	Number of Students ON Grade Level	8:24 (33%)	4:24 (16%)	Number of Students ON Grade Level		
	Number of Students BELOW Grade Level	15:22 (68%)	18:21 (86%)	Number of Students BELOW Grade Level	11:24 (46%)	15:24 (63%)	Number of Students BELOW Grade Level		
	Average Grade Level	4.6	3.9	Average Grade Level	5.2	4.5	Average Grade Level		
Winter 2019-2020 Grade 4		4.4	4.2	Fall 2020	4.6	3.9			
					+0.6	+0.6			

Grade	FALL			Winter			Spring		
	Numbers & Grade Level	STAR READING	STAR MATH	Numbers & Grade Level	STAR READING	STAR MATH	Numbers & Grade Level	STAR READING	STAR MATH
6	Number of Students ABOVE Grade Level	8:28 (29%)	7:29 (24%)	Number of Students ABOVE Grade Level	11:28 (39%)	10:29 (34%)	Number of Students ABOVE Grade Level		
	Number of Students ON Grade Level	6:28 (21%)	7:29 (24%)	Number of Students ON Grade Level	6:28 (22%)	5:29 (17%)	Number of Students ON Grade Level		
	Number of Students BELOW Grade Level	14:28 (50%)	15:29 (52%)	Number of Students BELOW Grade Level	11:28 (39%)	14:29 (48%)	Number of Students BELOW Grade Level		
	Average Grade Level	6.0	5.9	Average Grade Level	6.5	6.1	Average Grade Level		
Winter 2019-2020 Grade 5		5.8	5.7	Fall 2020	6.0	5.9			
					+0.5	+0.2			

Grade	FALL			Winter			Spring		
	Numbers & Grade Level	STAR READING	STAR MATH	Numbers & Grade Level	STAR READING	STAR MATH	Numbers & Grade Level	STAR READING	STAR MATH
7	Number of Students ABOVE Grade Level	7:24 (29%)	6:25 (24%)	Number of Students ABOVE Grade Level	7:25 (28%)	8:25 (32%)	Number of Students ABOVE Grade Level		
	Number of Students ON Grade Level	2:24 (8%)	2:25 (8%)	Number of Students ON Grade Level	4:25 (16%)	4:25 (16%)	Number of Students ON Grade Level		
	Number of Students BELOW Grade Level	15:24 (63%)	17:25 (68%)	Number of Students BELOW Grade Level	14:25 (56%)	13:25 (52%)	Number of Students BELOW Grade Level		
	Average Grade Level	5.8	5.8	Average Grade Level	6.5	5.9	Average Grade Level		
	Winter 2019-2020 Grade 6	5.5	6.7	Fall 2020	5.8 +0.7	5.8 +0.1			

Grade	FALL			Winter			Spring		
	Numbers & Grade Level	STAR READING	STAR MATH	Numbers & Grade Level	STAR READING	STAR MATH	Numbers & Grade Level	STAR READING	STAR MATH
8	Number of Students ABOVE Grade Level	9:33 (27%)	9:33 (27%)	Number of Students ABOVE Grade Level	11:33 (33%)	15:33 (46%)	Number of Students ABOVE Grade Level		
	Number of Students ON Grade Level	1:33 (3%)	3:33 (10%)	Number of Students ON Grade Level	3:33 (10%)	2:33 (6%)	Number of Students ON Grade Level		
	Number of Students BELOW Grade Level	23:33 (70%)	21:33 (63%)	Number of Students BELOW Grade Level	19:33 (57%)	16:33 (48%)	Number of Students BELOW Grade Level		
	Average Grade Level	6.4	6.6	Average Grade Level	8.1	8.0	Average Grade Level		
	Winter 2019-2020 Grade 7	6.3	7.5	Fall 2020:	6.4 +1.7	6.6 +1.4			