

September Reporting School POA Assessment Results Kindergarten Grade One

Supervisory Union:
School:
Year:

Total # K Students 31
Total # K Classrooms 3

Total # of Grade 1 Students 23

2

Writing Vocabulary

Standards	3-7	8+
Meets	4	0
Exceed		
Students	84%	13%

Text

Standards	A-B	C	D-E	F+
Meets	5	3	3	3
Exceed				
Students	52%	22%	13%	13%

Sentence Dictation

Standards	3-9	10-37
Meets	6	1
Exceed		
Students	74%	19%

Writing Vocabulary

Standards	0-9	10-27	28+
Meets	7	14	3
Exceed			
Students	30%	61%	13%

Concepts about Print

Standards	0-4	5-8	9-24
Meets	8	13	9
Exceed			
Students	42%	29%	

Sentence Dictation

Standards	1-22	23-34	35-37
Meets	4	16	3
Exceed			
Students	17%	70%	13%

Letter ID

Standards	0-9	10-28	29-54
Meets	13	8	10
Exceed			
Students	42%	26%	32%

Grade Two

Total # of Grade Two Students

Total # of Grade Two Classes

2

Word Test

Standards	0	1-9	10-35
Meets	5	24	1
Exceed			
Students	16%	77%	3%

Text Level

Standards	A-H	I	J-K	L+
Meets	20	6	1	1
Exceed				
Students	69%	21%	3%	3%

Text*

Standards	Meets	Exceed
Meets	0%	0%
Exceed		
Students	0%	0%

* Start to determine school benchmarks and baselines for your entering Kindergarten students in September.



Concepts About Print

Standards	0-12	13-17	18-24
Meets	4	15	4
Exceed			
Students	17%	65%	3%

Letter ID

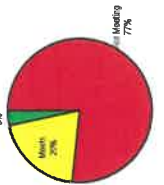
Standards	0-49	50-52	53-54
Meets	5	12	6
Exceed			
Students	22%		26%

Ohio Word Test

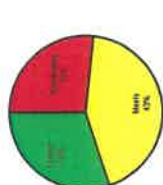
Standards	0-3	4-14	15-20
Meets	9	11	3
Exceed			
Students	39%	48%	13%



Writing Vocabulary



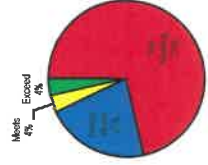
Sentence Dictation



Total # of Grade Two Students

Total # of Grade Two Classes

2



Dictated Paragraph

Standards	0-58	59-67	68+
Meets	18	7	4
Exceed			
Students	62%	24%	14%

Word Test

Standards	0	1-9	10-35
Meets	5	24	1
Exceed			
Students	16%	77%	3%

Text Level

Standards	A-H	I	J-K	L+
Meets	20	6	1	1
Exceed				
Students	69%	21%	3%	3%

Text*

Standards	Meets	Exceed
Meets	0%	0%
Exceed		
Students	0%	0%

* Start to determine school benchmarks and baselines for your entering Kindergarten students in September.

2019 – 2020 Local Assessment Results (STAR Reading & STAR Math)

Grade	FALL			Winter			Spring		
	Numbers & Grade Level	STAR READING	STAR MATH	Numbers & Grade Level	STAR READING	STAR MATH	Numbers & Grade Level	STAR READING	STAR MATH
3	Number of Students ABOVE Grade Level	4:27 (15%)	4:27 (15%)	Number of Students ABOVE Grade Level			Number of Students ABOVE Grade Level		
	Number of Students ON Grade Level	7:27 (26%)	8:27 (30%)	Number of Students ON Grade Level			Number of Students ON Grade Level		
	Number of Students BELOW Grade Level	16:27 (60%)	15:27 (55%)	Number of Students BELOW Grade Level			Number of Students BELOW Grade Level		
	Average Grade Level	2.7	2.9	Average Grade Level			Average Grade Level		

Grade	FALL			Winter			Spring		
	Numbers & Grade Level	STAR READING	STAR MATH	Numbers & Grade Level	STAR READING	STAR MATH	Numbers & Grade Level	STAR READING	STAR MATH
4	Number of Students ABOVE Grade Level	5:27 (19%)	1:25 (4%)	Number of Students ABOVE Grade Level			Number of Students ABOVE Grade Level		
	Number of Students ON Grade Level	5:27 (19%)	7:25 (28%)	Number of Students ON Grade Level			Number of Students ON Grade Level		
	Number of Students BELOW Grade Level	17:27 (62%)	17:25 (68%)	Number of Students BELOW Grade Level			Number of Students BELOW Grade Level		
	Average Grade Level	3.5	3.7	Average Grade Level			Average Grade Level		

Grade	FALL				Winter				Spring			
	Numbers & Grade Level	STAR READING	STAR MATH	Numbers & Grade Level	STAR READING	STAR MATH	Numbers & Grade Level	STAR READING	STAR MATH	Numbers & Grade Level	STAR READING	STAR MATH
5	Number of Students ABOVE Grade Level	10:28 (36%)	5:31 (16%0	Number of Students ABOVE Grade Level			Number of Students ABOVE Grade Level			Number of Students ABOVE Grade Level		
	Number of Students ON Grade Level	6:28 (21%)	13:31 (42%)	Number of Students ON Grade Level			Number of Students ON Grade Level			Number of Students ON Grade Level		
	Number of Students BELOW Grade Level	12:28 (43%)	13:31 (42%0	Number of Students BELOW Grade Level			Number of Students BELOW Grade Level			Number of Students BELOW Grade Level		
	Average Grade Level	5.1	5.0	Average Grade Level			Average Grade Level			Average Grade Level		

Grade	FALL				Winter				Spring			
	Numbers & Grade Level	STAR READING	STAR MATH	Numbers & Grade Level	STAR READING	STAR MATH	Numbers & Grade Level	STAR READING	STAR MATH	Numbers & Grade Level	STAR READING	STAR MATH
6	Number of Students ABOVE Grade Level	6:24 (25%)	7:23 (30%)	Number of Students ABOVE Grade Level			Number of Students ABOVE Grade Level			Number of Students ABOVE Grade Level		
	Number of Students ON Grade Level	2:24 (8%)	2:23 (9%)	Number of Students ON Grade Level			Number of Students ON Grade Level			Number of Students ON Grade Level		
	Number of Students BELOW Grade Level	16:24 (67%)	14:23 (61%)	Number of Students BELOW Grade Level			Number of Students BELOW Grade Level			Number of Students BELOW Grade Level		
	Average Grade Level	5.3	5.5	Average Grade Level			Average Grade Level			Average Grade Level		

Grade	FALL			Winter			Spring		
	Numbers & Grade Level	STAR READING	STAR MATH	Numbers & Grade Level	STAR READING	STAR MATH	Numbers & Grade Level	STAR READING	STAR MATH
7	Number of Students ABOVE Grade Level	6:32 (19%)	9:29 (31%)	Number of Students ABOVE Grade Level			Number of Students ABOVE Grade Level		
	Number of Students ON Grade Level	4:32 (13%)	5:29 (17%)	Number of Students ON Grade Level			Number of Students ON Grade Level		
	Number of Students BELOW Grade Level	22:32 (68%)	15:29 (31%)	Number of Students BELOW Grade Level			Number of Students BELOW Grade Level		
	Average Grade Level	5.7	6.4	Average Grade Level			Average Grade Level		

Grade	FALL			Winter			Spring		
	Numbers & Grade Level	STAR READING	STAR MATH	Numbers & Grade Level	STAR READING	STAR MATH	Numbers & Grade Level	STAR READING	STAR MATH
8	Number of Students ABOVE Grade Level	6:31 (19%)	8:31 (26%)	Number of Students ABOVE Grade Level			Number of Students ABOVE Grade Level		
	Number of Students ON Grade Level	5:31 (16%)	5:31 (16%)	Number of Students ON Grade Level			Number of Students ON Grade Level		
	Number of Students BELOW Grade Level	20:31 (65%)	18:31 (58%)	Number of Students BELOW Grade Level			Number of Students BELOW Grade Level		
	Average Grade Level	6.2	6.1	Average Grade Level			Average Grade Level		

Blue Mountain Union School's Annual Snapshot



ESSA (Every Student Succeeds Act)

- Reauthorized NCLB.
- Signed into law in December 2015.
- Focus: Eliminate *equity gaps* through accountability and continuous improvement efforts.
- More autonomy for states than under NCLB.
- Each state to determine “accountability process”.
- Still requires annual assessment of students in both Reading and Mathematics; Grades 3-9.
- Focus on growth over time (specifically grades 5-9).



What's Gone (From Under NCLB):

- Annual Measurable Objectives (AMO) and Adequate Yearly Progress (AYP).
- “Failing” Schools
- Corrective Actions

What's New (Under ESSA) for Vermont:

- Long Term and Interim Goals through Continuous Improvement for ALL schools.
(Linked to grant spending.) (BMU has a five year Comprehensive School Improvement Plan)
- Comprehensive and Targeted Supports.
(Provided through the AOE for identified schools.)
- Education Quality Reviews
(Visitation Teams to All Schools)

Annual Snapshot: Multiple Measures

Academic Proficiency

- Content Standards Performance in ELA, Math, Science and Physical Education.
- Graduation Rate.
- Career and College Ready.

Personalization

- Student participation in Flexible Pathways.
- Flexible Pathways Offerings.
- Personalized Learning Plans.

High Quality Staffing

- Licensed Teachers
- Education Staff Stability
- Staff Satisfaction (PD & Evaluation Model)

Safe, Healthy Schools

- Disciplinary Exclusion
- School Climate

Investment Priorities

- EQS Staffing Ratios
- Per Student Expenditures
- Return on Investment - in particular with federal grant dollars.

School Snapshot: Blue Mountain Union School

Overall Performance: Current Performance - Meeting

Change Performance - Excelling

Equity Index - Not Meeting

Content Standards:

LA: Current Performance - Approaching
Change Performance - Excelling
Equity Index - Not Meeting

Math: Current Performance - Approaching
Change Performance - Excelling
Equity Index - Not Meeting

Science: Current Performance - Not Meeting
Equity Performance - Not Meeting

PE: Data to be reported out beginning Dec. 2019

Graduation Rate: Current Performance - Exceeding